Systém
EW - LINE FLEX AL

POPIS
Jednovrstvý flexibilní a přetlakový spalinovod z nerezu
pro sanaci stávajících domovních komínů se zapuštěním

MATERIÁL
1.4404 (316L)
1.4539 (904L) k dispozici za příplatek 100%
(jen třívrstvý, síla stěny 0,18 mm)

POVRCH
Matný

SÍLA STĚNY
0,6 mm (pevná vnitřní roura)
0,08 mm (Flex jednovrstvý)
0,16 mm (Flex dvouvrstvý)
Další možnosti na vyžádání

VNITŘNÍ PRŮMĚR
80 – 250 mm, na poptávku možnost až do 400mm (flexibilní roura),
80 - 250 mm, (pevná vnitřní roura EW-FU)

SPOJENÍ
Zásuvné spojení signa/hrdlo s vnitřním speciálním těsněním
a schváleným těsnicím prostředkem pro flexibilní spojení

TĚSNĚNÍ
Musí být objednáno pro každé hrdlo zvlášť!
Standardní: EPDM těsnění ALBI367 (T120)
Volitelně: silikonové těsnění ALBI26 (T200)



VLASTNOSTI SYSTÉMU



VLASTNOSTI

- Přetlakový
- Snadná montáž bez nutnosti prorážení šachty při uhnutém komínu
- Odolný proti vlhkosti
- Lze kombinovat se základními díly systému EW-FU + těsněním a také s doplňkovými díly EW - AL-BI

OBLASTI POUŽITÍ

- Regulovaná topeniště na olej a plyn
- Kondenzační kotle

EW - LINE FLEX AL

ČÍSLO CERTIFIKÁTU CE
0036 CPR 9174 013

KLASIFIKACE CE PODLE ČSN EN 1856 - 2

Flex jednovrstvý se spoji dotěsněnými silikonem
T120 - P1 - W - V2 - L50008 - O
T200 - P1 - W - V2 - L50008 - O

pevné roury
s EPDM těsněním:
T120 - P1 - W - V2 - L50060 - O
se silikonovým těsněním:
T200 - P1 - W - V2 - L50060 - O

Flex dvouvrstvý (2x 0,08 = 0,16) se spoji dotěsněnými silikonem
T120 - P1 - W - V2 - L50008 - O
T200 - P1 - W - V2 - L50008 - O

Aktuální prohlášení o vlastnostech ke stažení na www.jeremias.cz/dop-line-flex

ALBI06...06

Koleno 87° s podpěrou



Ø	Kód	A	B	C	D	E	F	G	H	kg
080	ALBI06D06080	80		134	166	309	100			0.7
100	ALBI06D06100	100		144	175	329	120			0.92
110	ALBI06D06110	100		144	175	329	120			0.92
115	ALBI06D06115	115		152	182	344	135			1.09
120	ALBI06D06120	120		154	185	349	140			1.15
125	ALBI06D06125	100		144	175	329	120			0.92
130	ALBI06D06130	130		159	190	359	150			1.28
140	ALBI06D06140	140		164	194	369	160			1.41
150	ALBI06D06150	150		170	199	380	170			1.56
160	ALBI06D06160	160		174	204	389	180			1.69
180	ALBI06D06180	180		184	213	410	200			2
200	ALBI06D06200	200		194	223	430	220			2.31
225	ALBI06D06225	225		207	235	455	245			2.74
250	ALBI06D06250	250		219	246	480	270			3.2

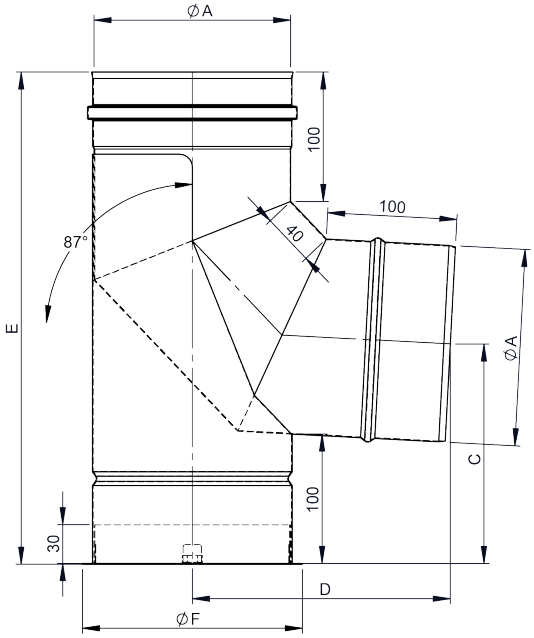

FU422

Dlaha d=350mm



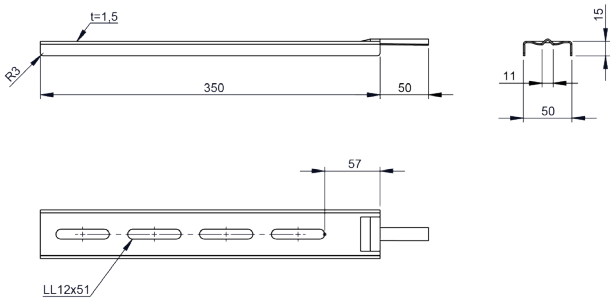

FU422B

Dlaha d=500mm



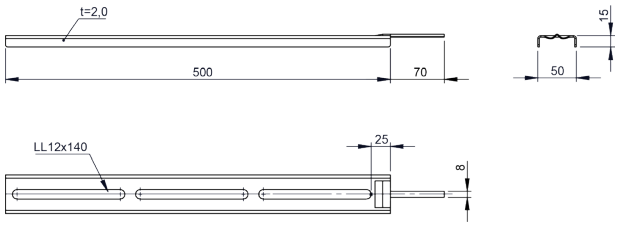

FU422C

Dlaha d=700mm



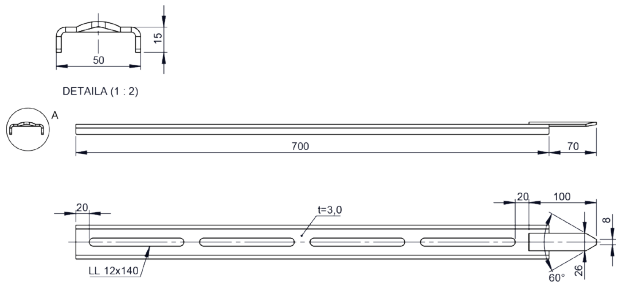

ALBI06...30

Čistící prvek kulatý



Ø	Kód	A	B	C	D	E	F	G	H	kg
080	ALBI06D30080	80	376	80	185					0.85
100	ALBI06D30100	100	376	100	186					1.03
110	ALBI06D30110	115	376	115	186					1.19
115	ALBI06D30115	115	376	115	186					1.19
120	ALBI06D30120	120	376	120	186					1.24
125	ALBI06D30125	115	376	115	186					1.19
130	ALBI06D30130	130	376	130	187					1.35
140	ALBI06D30140	140	376	140	187					1.46
150	ALBI06D30150	150	376	150	187					1.58
160	ALBI06D30160	160	376	150	187					1.65
180	ALBI06D30180	180	376	150	188					1.81
200	ALBI06D30200	200	376	150	188					1.95
225	ALBI06D30225	225	406	180	197					2.4
250	ALBI06D30250	250	406	180	198					2.6

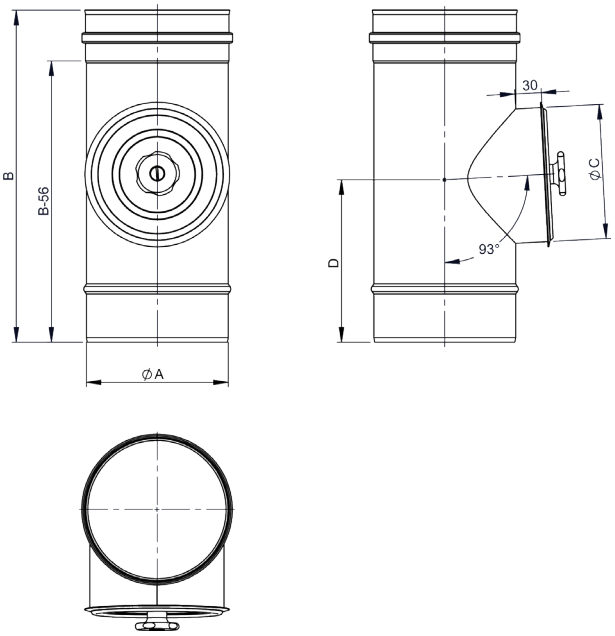

ALBI06...113D

Čistící prvek s těsněním d=500mm



Ø	Kód	A	B	C	D	E	F	G	H	kg
080	ALBI06D113D080	80	80							0.65
100	ALBI06D113D100	100	100							0.81
110	ALBI06D113D110	115	100							0.92
115	ALBI06D113D115	115	100							0.92
120	ALBI06D113D120	120	100							0.96
125	ALBI06D113D125	115	100							0.92
130	ALBI06D113D130	130	100							1.04
140	ALBI06D113D140	140	100							1.12
150	ALBI06D113D150	150	130							1.2
160	ALBI06D113D160	160	130							1.27
180	ALBI06D113D180	180	130							1.43
200	ALBI06D113D200	200	130							1.58
225	ALBI06D113D225	225	130							1.77
250	ALBI06D113D250	250	130							1.96

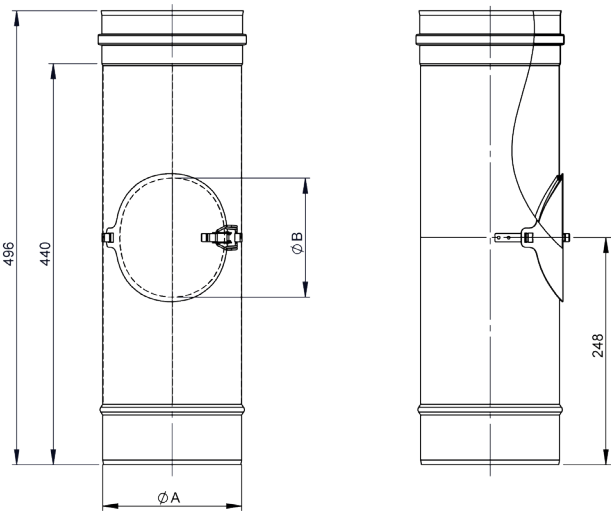

Systém
EW-LINE FLEX AL

FU13

Komínová dvířka-nerez 210x140 mm



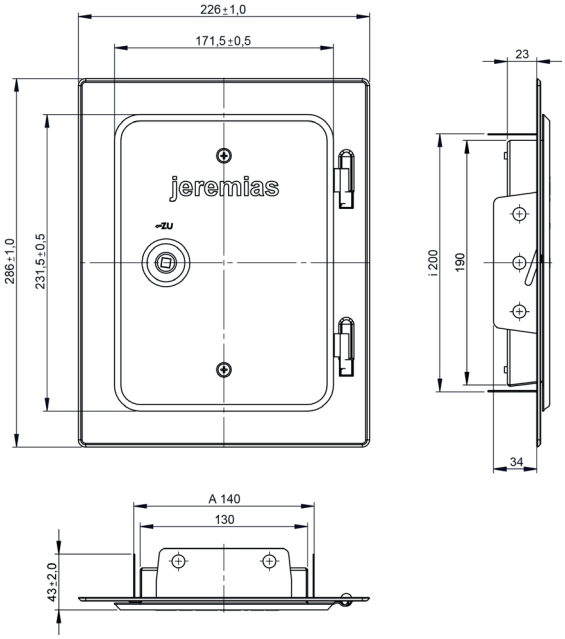

FU13B

Komínová dvířka-nerez 210x140 mm 4x předvrtaná



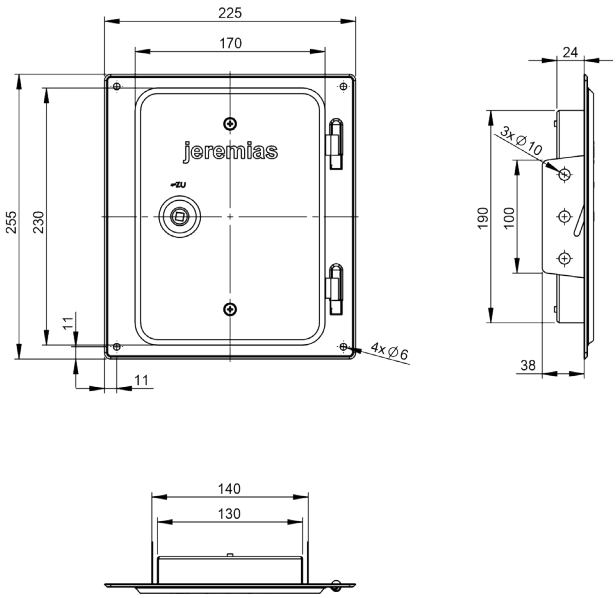

FU0960

Komínová dvířka-nerez 210x140 mm, posuvný prvek 60mm



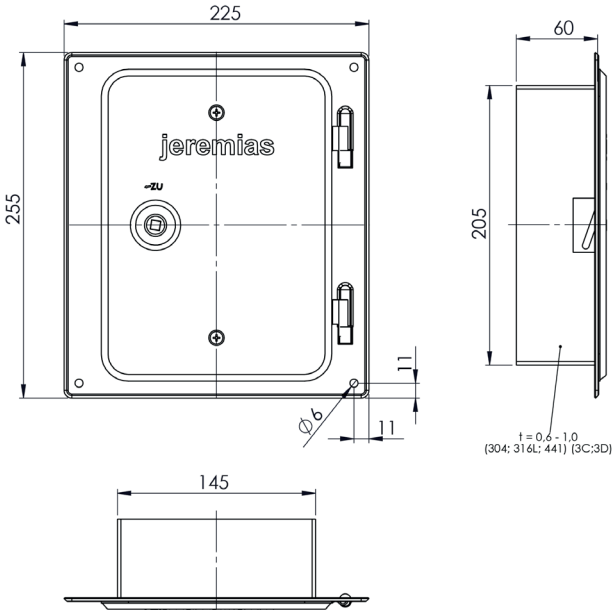

FU1060

Komínová dvířka-nerez 300x150 mm, posuvné hrdlo 60 mm



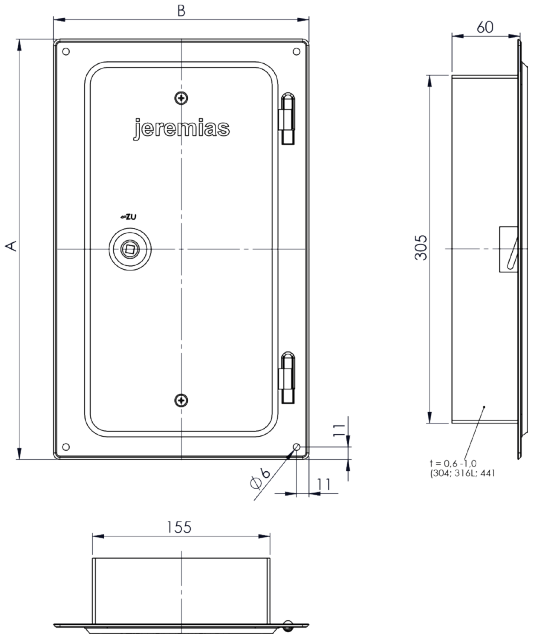

FU1060

Komínová dvířka-nerez 300x150 mm, posuvné hrdlo 60 mm



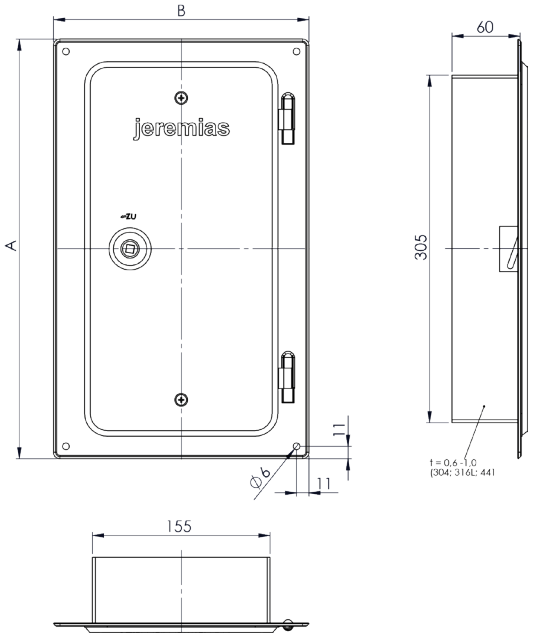

121-F02

Flexibilní hadice nerez, 1x0,08mm, 1m



Ø	Kód	A	B	C	D	E	F	G	H	kg/m
080	121-F02080	80.4	86.4							0.052
100	121-F02100	100.9	106.9							0.073
110	121-F02110	111.2	117.2							0.076
115	121-F02115	116.3	122.3							0.08
120	121-F02120	121.4	127.4							0.083
125	121-F02125									
130	121-F02130	131.6	137.6							0.091
140	121-F02140	141.9	147.9							0.097
150	121-F02150	152.1	158.1							0.104
160	121-F02160	162.4	168.4							0.111
180	121-F02180	181.4	187.4							0.124
200	121-F02200	202.6	208.6							0.138
225	121-F02225	228.2	234.2							0.156

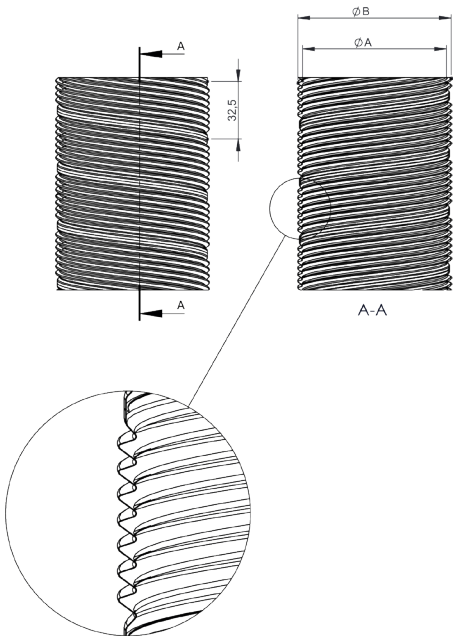

122-F02

Flexibilní hadice nerez 1x0,10mm, 1m



Ø	Kód	A	B	C	D	E	F	G	H	kg/m
250	122-F02250	253.8	259.8							0.174

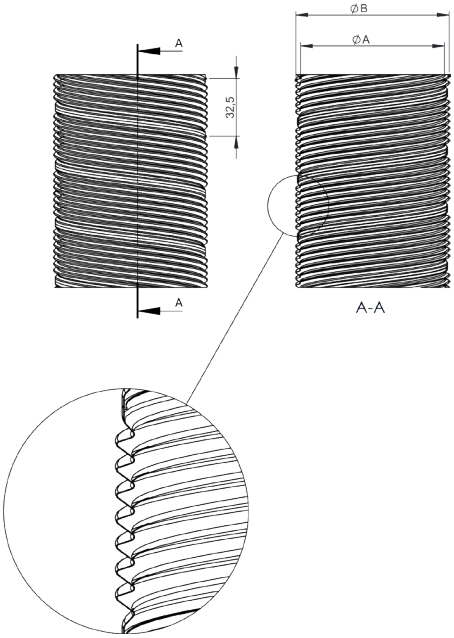

121-F02R-30

Flexibilní hadice nerez 1x,0,08mm, 30m



Ø	Kód	A	B	C	D	E	F	G	H	kg/m
160	121-F02R160-30	162.4	168.4							0.111
180	121-F02R180-30	181.4	187.4							0.124
200	121-F02R200-30	202.6	208.6							0.138
225	121-F02R225-30	202.6	208.6							0.138

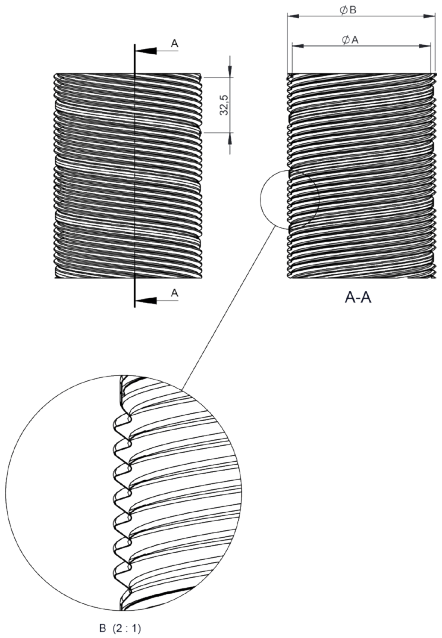

121-F02R-50

Flexibilní hadice nerez 1x,0,08mm, 50m



Ø	Kód	A	B	C	D	E	F	G	H	kg/m
080	121-F02R080-50	80.4	86.4							0.052
100	121-F02R100-50	100.9	106.9							0.073
110	121-F02R110-50	111.2	117.2							0.076
115	121-F02R115-50	116.3	122.3							0.08
120	121-F02R120-50	121.4	127.4							0.083
125	121-F02R125-50									
130	121-F02R130-50	131.6	137.6							0.091
140	121-F02R140-50	141.9	147.9							0.097
150	121-F02R150-50	152.1	158.1							0.104

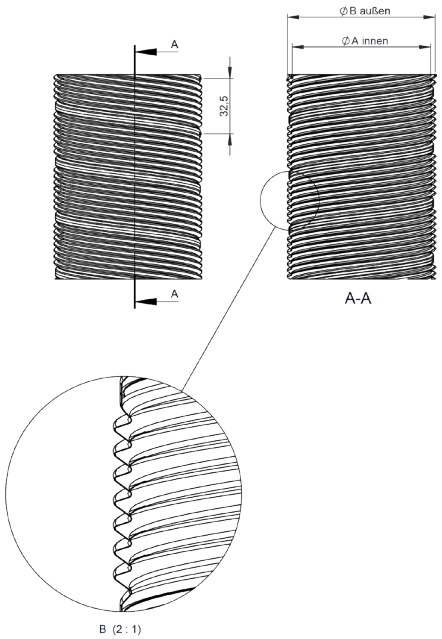

121-F01

Flexibilní hadice nerez, 2x0,16mm, 1m



Ø	Kód	A	B	C	D	E	F	G	H	kg/m
080	121-F02R080-50	81.7	87.7							0.426
100	121-F01100	101.8	107.8							0.527
110	121-F01110	111.9	117.9							0.578
115	121-F01115	116.9	122.9							0.603
120	121-F01120	124	130							0.639
125	121-F01125	132	138							0.679
130	121-F01130	142.1	148.1							0.73
140	121-F01140	152.2	158.2							0.781
150	121-F01150	162.2	168.2							0.831
160	121-F01160	182.5	188.4							0.933
180	121-F01180	202.5	208.5							1.034
200	121-F01200	202.5	208.5							1.034

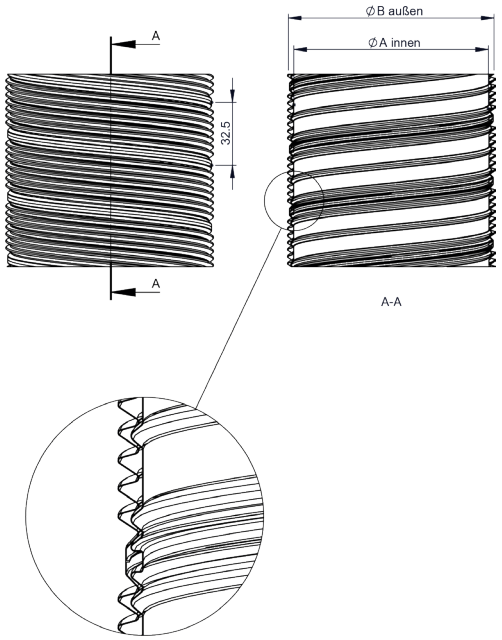

120-F01

Flexibilní hadice nerez, 2x0,18mm, 1m



Ø	Kód	A	B	C	D	E	F	G	H	kg/m
250	120-F01250	252.8	258.8							1.286

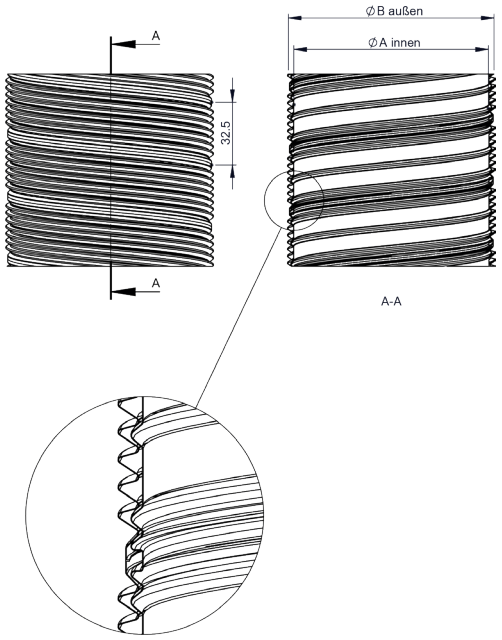

120-F01R-15

Flexibilní hadice nerez, 2x0,18mm, 15m



Ø	Kód	A	B	C	D	E	F	G	H	kg/m
250	120-F01R250-15	252.8	259							1.29

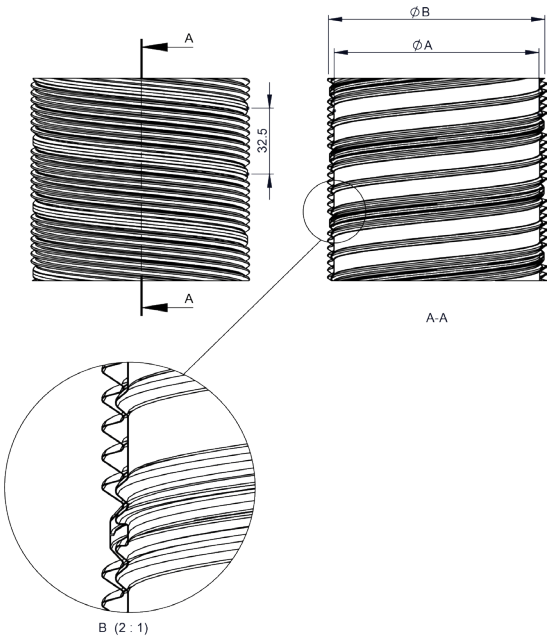

Systém
EW-LINE FLEX AL

121-F01R-30

Flexibilní hadice nerez, 2x0,16mm, 30m



Ø	Kód	A	B	C	D	E	F	G	H	kg/m
110	121-F01R110-30	111.9	117.9							0.578
115	121-F01R115-30	116.9	122.9							0.603
120	121-F01R120-30	124	130							0.679
125	121-F01R125-30									
130	121-F01R130-30	132	138							0.679
140	121-F01R140-30	142.1	148.1							0.73
150	121-F01R150-30	152.2	158.2							0.781
160	121-F01R160-30	162.2	168.2							0.831
180	121-F01R180-30	182.4	188.4							0.933
200	121-F01R200-30	202.5	208.5							1.034

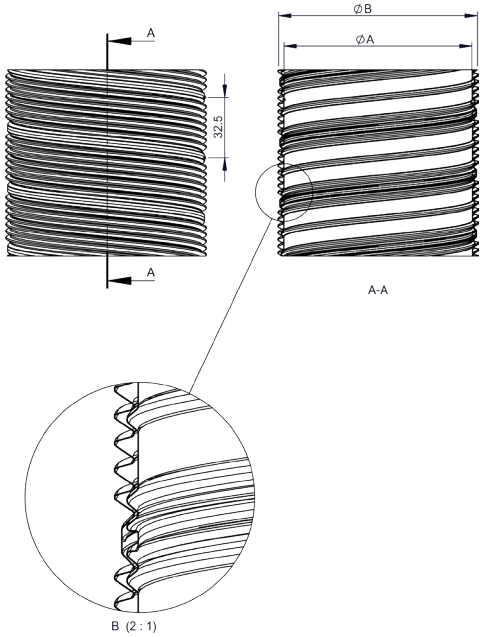

121-F01R-50

Flexibilní hadice nerez, 2x0,16mm, 50m



Ø	Kód	A	B	C	D	E	F	G	H	kg/m
080	121-F01R080-50	81.7	87.7							0.426
100	121-F01R100-50	101.8	107.8							0.527

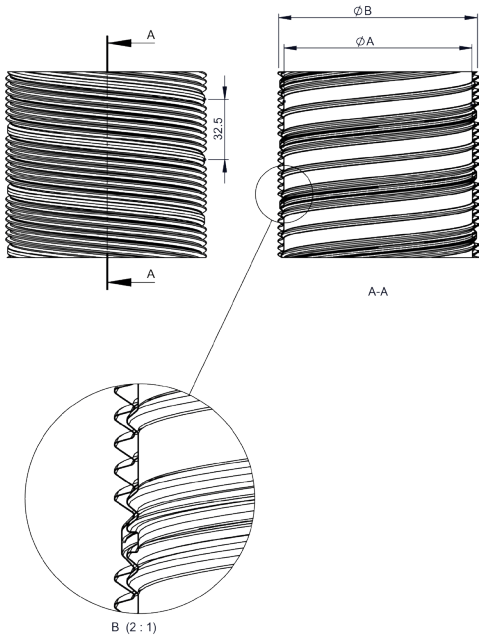

FD06

Přechodka EW-FLEX/EW-FLEX



Ø	Kód	A	B	C	D	E	F	G	n	kg
080	FD06080	80	78	90.2	96	198	145		8	0.46
100	FD06100	100	98	110	115	220	167		10	0.57
110	FD06110	110	108	120	126	198	145		12	0.62
115	FD06115	115	113	124.8	131	198	145		12	0.64
120	FD06120	120	118	130	136	198	145		13	0.68
125	FD06125	125	123	135	141	198	145		13	0.71
130	FD06130	130	128	140	146	198	145		14	0.73
140	FD06140	140	138	150	156	198	145		15	0.79
150	FD06150	150	149	160	166	198	145		16	0.85
160	FD06160	160	158	170	176	198	145		17	0.9
180	FD06180	180	178	190.5	197	198	145		19	1.01
200	FD06200	200	198	210	217	198	145		21	1.12
225	FD06225	225	223	235	241	198	145		24	1.26
250	FD06250	250	248	260.9	267	198	145		26	1.4

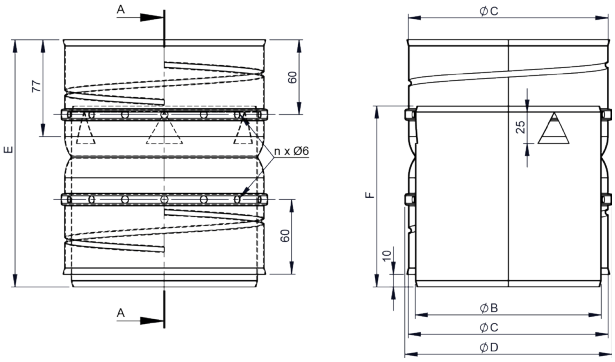

FDAL...07

Přechodka EW-FLEX/EW-FU



Ø	Kód	A	B	C	D	E	F	G	n	kg
080	FDALD07080	80		78	90	96	175	167	8	0.47
100	FDALD07100	100		98	110	115	180	172	10	0.58
110	FDALD07110	110		108	120	126	175	167	12	0.64
115	FDALD07115	115		113	124.8	131	175	167	12	0.66
120	FDALD07120	120		118	130	136	175	167	13	0.7
125	FDALD07125	125		123	135	1414	175	167	13	0.72
130	FDALD07130	130		128	140	146	175	167	14	0.75
140	FDALD07140	140		138	150	156	175	167	15	0.81
150	FDALD07150	150		148	160	166	175	167	16	0.87
160	FDALD07160	160		158	170	176	175	167	17	0.92
180	FDALD07180	180		179	190.5	197	175	167	19	1.04
200	FDALD07200	200		198	210	217	175	167	21	1.15
225	FDALD07225	225		223	235	241	175	167	26	1.29
250	FDALD07250	250		248	260.9	267	175	167	26	1.43

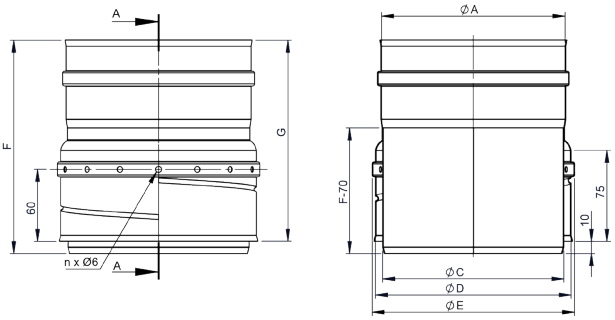

FD08

Přechodka EW-FU/EW-FLEX



Ø	Kód	A	B	C	D	E	F	G	n	kg
	FD08080	80		78	90.2	96.2	170		8	0.27
	FD08100	100		98	110	116	180		10	0.34
	FD08110	110		108	120	126	170		12	0.37
	FD08115	115		113	124.8	130.8	170		12	0.38
	FD08120	120		118	130	136	170		13	0.4
	FD08125	125		123	135	141	170		13	0.42
	FD08130	130		128	140	146	170		14	0.44
	FD08140	140		138	150	156	170		15	0.47
	FD08150	150		149	160	166	170		16	0.5
	FD08160	160		158	170	176	170		17	0.53
	FD08180	180		178	190.5	196.5	170		19	0.6
	FD08200	200		198	210	216	170		21	0.66
	FD08225	225		223	235	241	170		24	0.74
	FD08250	250		248	260.9	266.9	170		26	0.82

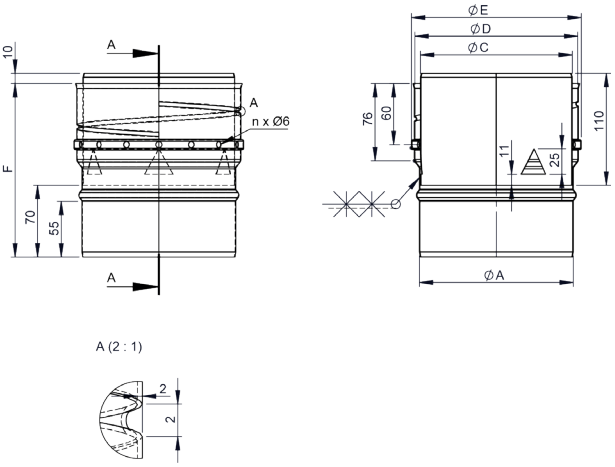

FD789

Naváděcí hlava



pro Ø	Kód	A	B	C	D	E	F	G	H	kg
080	FD789	80		78	90.2	248				0.62
100	FD789	100		98	110	248				0.72
110	FD789	110		108	120	248				0.75
115	FD789	115		113	124.8	248				0.78
120	FD789	120		118	130	248				0.8
125	FD789									
130	FD789	130		128	140	248				0.85
140	FD789	140		138	150	248				0.9
150	FD789	150		149	160	248				0.95
160	FD789	160		158	170	248				1
180	FD789	180		178	190.5	248				1.1
200	FD789	200		198	210	248				1.25

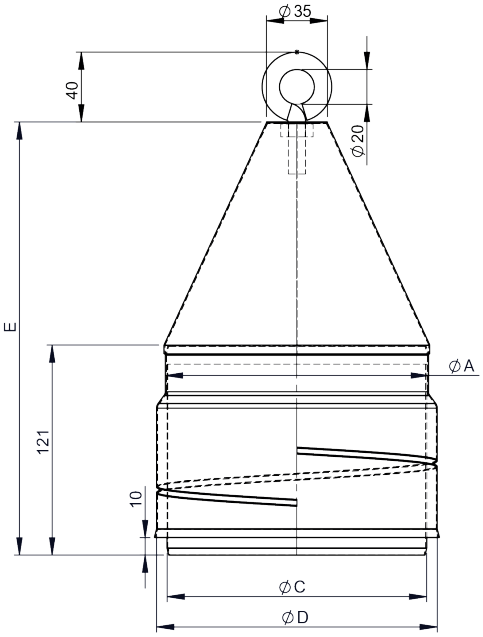

ALBI06...02

Prodloužení 1000mm



Ø	Kód	A	B	C	D	E	F	G	H	kg
080	ALBI06D02080	80								1.22
100	ALBI06D02100	100								1.53
110	ALBI06D02110	100								1.53
115	ALBI06D02115	115								1.75
120	ALBI06D02120	120								1.83
125	ALBI06D02125	100								1.53
130	ALBI06D02130	130								1.98
140	ALBI06D02140	140								2.13
150	ALBI06D02150	150								2.3
160	ALBI06D02160	160								2.44
180	ALBI06D02180	180								2.74
200	ALBI06D02200	200								3.04
225	ALBI06D02225	225								3.42
250	ALBI06D02250	250								3.8

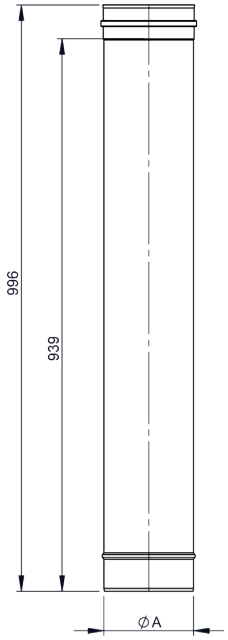

ALBI06...03

Prodloužení 500mm



Ø	Kód	A	B	C	D	E	F	G	H	kg
080	ALBI06D03080	80								0,62
100	ALBI06D03100	100								0,77
110	ALBI06D03110	115								0,88
115	ALBI06D03115	115								0,88
120	ALBI06D03120	120								0,92
125	ALBI06D03125	130								1
130	ALBI06D03130	130								1
140	ALBI06D03140	140								1,07
150	ALBI06D03150	150								1,16
160	ALBI06D03160	160								1.23
180	ALBI06D03180	180								1,38
200	ALBI06D03200	200								1,53
225	ALBI06D03225	225								1,72
250	ALBI06D03250	250								1,91

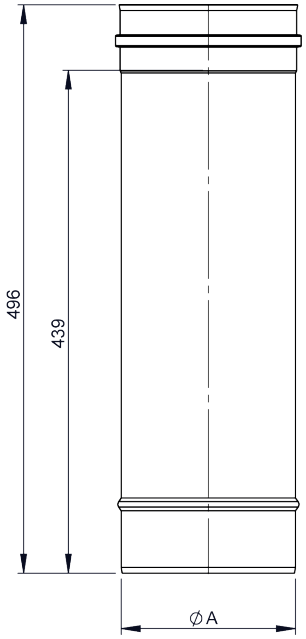

ALBI06...04

Prodloužení 250mm



Ø	Kód	A	B	C	D	E	F	G	H	kg
080	ALBI06D04080	80								0,31
100	ALBI06D04100	100								0,39
110	ALBI06D04110	115								0,45
115	ALBI06D04115	115								0,45
120	ALBI06D04120	120								0,47
125	ALBI06D04125	120								0,47
130	ALBI06D04130	130								0.51
140	ALBI06D04140	140								0,54
150	ALBI06D04150	150								0,59
160	ALBI06D04160	160								0,62
180	ALBI06D04180	180								0,7
200	ALBI06D04200	200								0.74
225	ALBI06D04225	225								0.78
250	ALBI06D04250	250								0.87

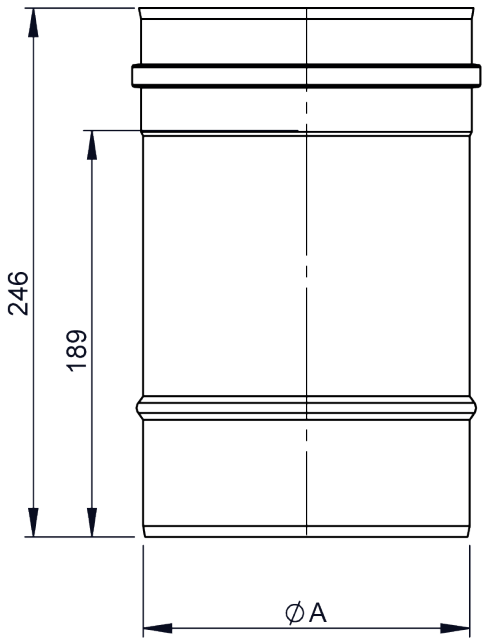

ALBI06...05

Prodloužení 1000mm se spouštěcími poutky



Ø	Kód	A	B	C	D	E	F	G	H	kg
080	ALBI06D05080	80								1.24
100	ALBI06D05100	100								1.54
110	ALBI06D05110	100								1.54
115	ALBI06D05115	115								1.76
120	ALBI06D05120	120								1.84
125	ALBI06D05125	100								1.54
130	ALBI06D05130	130								1.99
140	ALBI06D05140	140								2.14
150	ALBI06D05150	150								2.31
160	ALBI06D05160	160								2.44
180	ALBI06D05180	180								2.76
200	ALBI06D05200	200								3.05
225	ALBI06D05225	225								3.44
250	ALBI06D05250	250								3.81

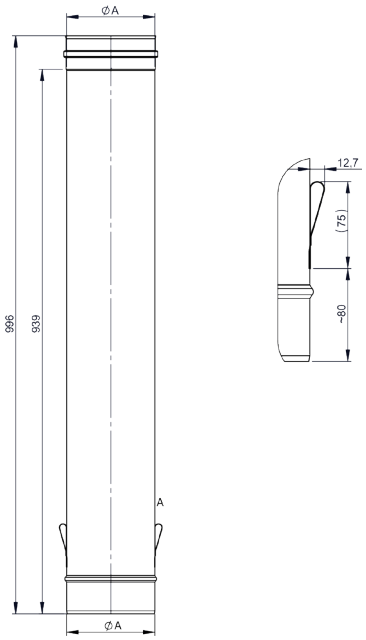

ALBI06...2438

Prodloužení 1000mm s dvojhrdlem



Ø	Kód	A	B	C	D	E	F	G	H	kg
080	ALBI06D2438080	80								
100	ALBI06D2438100	100								
110	ALBI06D2438110	115								1.75
115	ALBI06D2438115	115								1.75
120	ALBI06D2438120	120								1.83
125	ALBI06D2438125	115								1.75
130	ALBI06D2438130	130								1.98
140	ALBI06D2438140	140								2.13
150	ALBI06D2438150	150								2.3
160	ALBI06D2438160	160								2.43
180	ALBI06D2438180	180								2.74
200	ALBI06D2438200	200								3.04
225	ALBI06D2438225	225								3.42
250	ALBI06D2438250	250								3.8

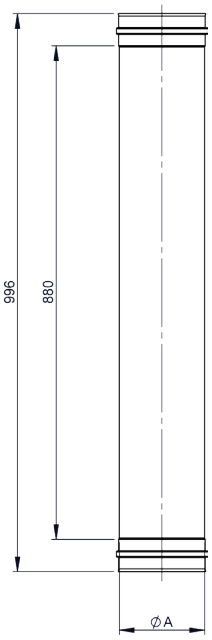

ALBI06...70

Prodloužení 1000mm s montážní sponou



Ø	Kód	A	B	C	D	E	F	G	H	kg
080	ALBI06D70080	80								1.4
100	ALBI06D70100	100								1.7
110	ALBI06D70110	115								1.9
115	ALBI06D70115	115								1.9
120	ALBI06D70120	120								2
125	ALBI06D70125	115								1.9
130	ALBI06D70130	130								2.2
140	ALBI06D70140	140								2.3
150	ALBI06D70150	150								2.5
160	ALBI06D70160	160								2.6
180	ALBI06D70180	180								2.9
200	ALBI06D70200	200								3.2
225	ALBI06D70225	225								3.6
250	ALBI06D70250	250								4

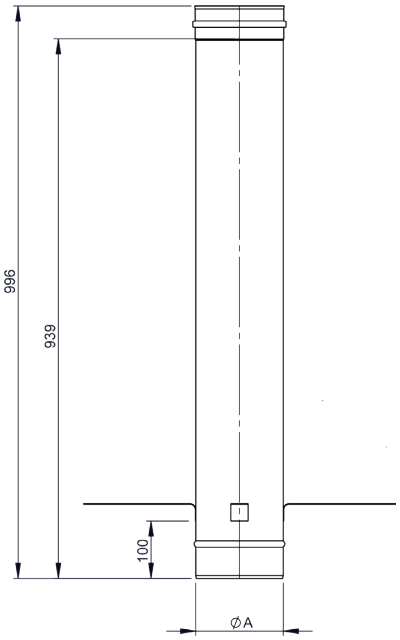

FU40

Distanční objímka



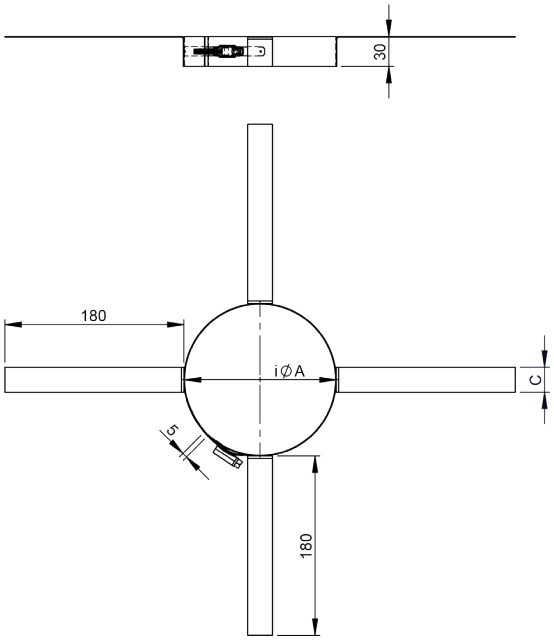

Ø	Kód	A	B	C	D	E	F	G	H	kg
	FU40080	80		20						0.14
	FU40100	100		20						0.14
	FU40110	115		25						0.17
	FU40115	115		25						0.17
	FU40120	120		25						0.17
	FU40125	115		25						0.17
	FU40130	130		25						0.18
	FU40140	140		25						0.18
	FU40150	150		25						0.19
	FU40160	160		30						0.21
	FU40180	180		30						0.22
	FU40200	200		30						0.3
	FU40225	225		30						0.31
	FU40250	250		30						0.33

ALBI06...14

Koleno 87° s čistícím otvorem včetně těsnění



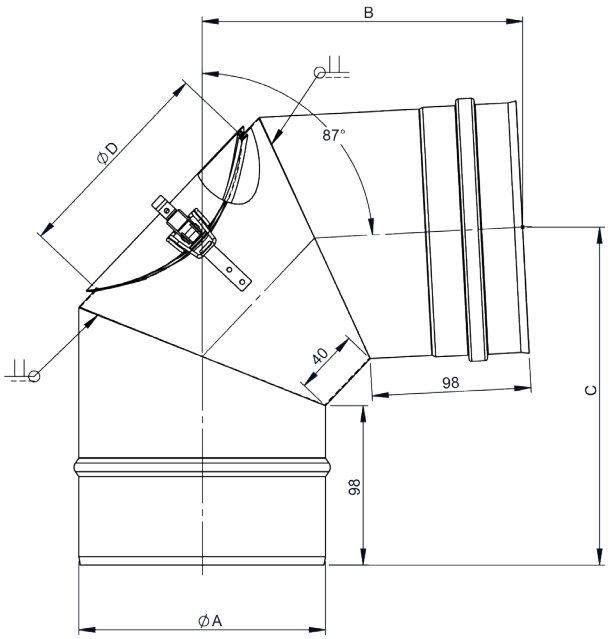

Ø	Kód	A	B	C	D	E	F	G	H	kg
080	ALBI06D14080	80	164	173	80					0.41
100	ALBI06D14100	100	173	182	100					0.53
110	ALBI06D14110	100	173	182	100					0.53
115	ALBI06D14115	115	180	190	100					0.63
120	ALBI06D14120	120	183	192	100					0.66
125	ALBI06D14125	100	173	182	100					0.53
130	ALBI06D14130	130	187	197	100					0.73
140	ALBI06D14140	140	192	202	100					0.8
150	ALBI06D14150	150	197	208	130					0.89
160	ALBI06D14160	160	201	212	130					0.95
180	ALBI06D14180	180	211	223	130					1.11
200	ALBI06D14200	200	220	232	130					1.28
225	ALBI06D14225	225	232	245	130					1.5
250	ALBI06D14250	250	244	257	130					1.74

ALBI06...15

Koleno 90° s čistícím otvorem včetně těsnění



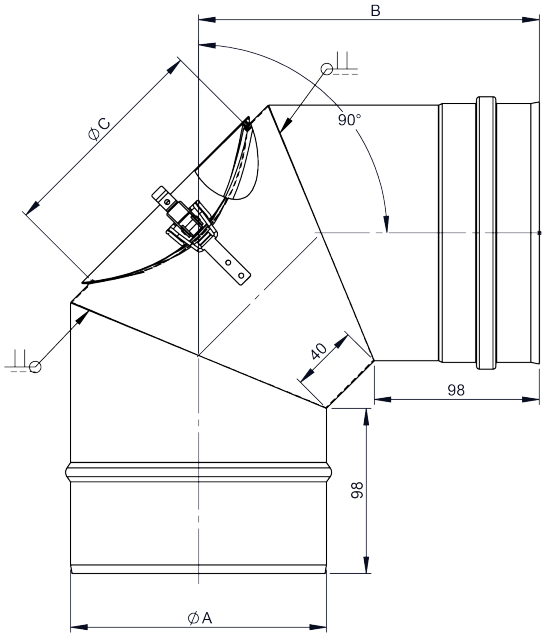

Ø	Kód	A	B	C	D	E	F	G	H	kg
080	ALBI06D15080	80	167	80						0.42
100	ALBI06D15100	100	177	100						0.54
110	ALBI06D15110	100	177	100						0.54
115	ALBI06D15115	115	184	100						0.64
120	ALBI06D15120	120	187	100						0.67
125	ALBI06D15125	100	177	100						0.54
130	ALBI06D15130	130	192	100						0.74
140	ALBI06D15140	140	197	100						0.81
150	ALBI06D15150	150	202	130						0.9
160	ALBI06D15160	160	207	130						0.96
180	ALBI06D15180	180	217	130						1.13
200	ALBI06D15200	200	227	130						1.29
225	ALBI06D15225	225	239	130						1.52
250	ALBI06D15250	250	252	130						1.76

ALBI06...17

Koleno pevné 15°



Ø	Kód	A	B	C	D	E	F	G	H	kg
080	ALBI06D17080	80		153	13					0.26
100	ALBI06D17100	100		156	13					0.33
110	ALBI06D17110	100		156	13					0.33
115	ALBI06D17115	115		158	13					0.38
120	ALBI06D17120	120		158	13					0.4
125	ALBI06D17125	100		156	13					0.33
130	ALBI06D17130	130		159	14					0.43
140	ALBI06D17140	140		161	14					0.47
150	ALBI06D17150	150		162	14					0.5
160	ALBI06D17160	160		163	14					0.54
180	ALBI06D17180	180		166	14					0.62
200	ALBI06D17200	200		169	15					0.69
225	ALBI06D17225	225		172	15					0.79
250	ALBI06D17250	250		175	16					0.89

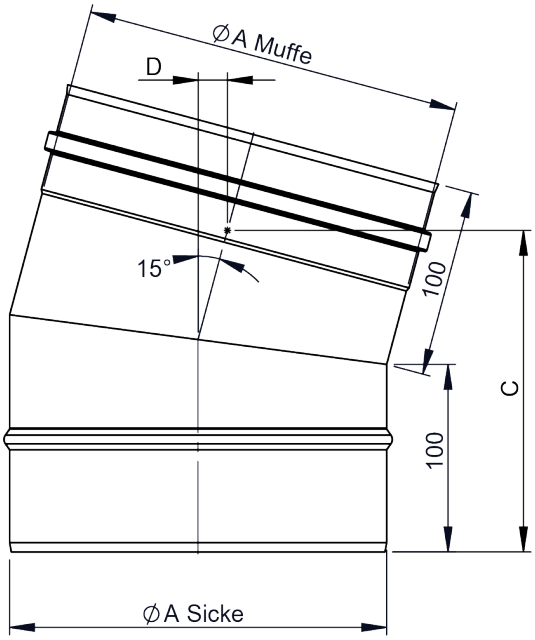

ALBI06...18

Koleno pevné 30°



Ø	Kód	A	B	C	D	E	F	G	H	kg
080	ALBI06D18080	80		158	27					0.27
100	ALBI06D18100	100		163	29					0.35
110	ALBI06D18110	100		163	29					0.35
115	ALBI06D18115	115		167	30					0.41
120	ALBI06D18120	120		168	30					0.43
125	ALBI06D18125	100		163	29					0.35
130	ALBI06D18130	130		171	31					0.47
140	ALBI06D18140	140		173	31					0.51
150	ALBI06D18150	150		176	32					0.55
160	ALBI06D18160	160		178	33					0.59
180	ALBI06D18180	180		183	34					0.68
200	ALBI06D18200	200		188	36					0.78
225	ALBI06D18225	225		195	37					0.89
250	ALBI06D18250	250		201	39					1.02

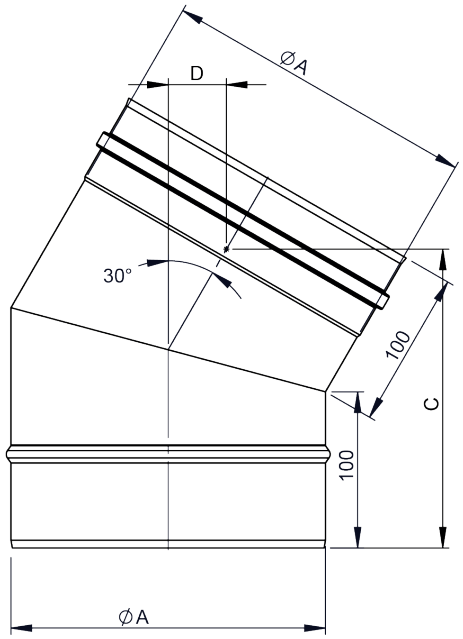

ALBI06...2231

Koleno 42° pevné (ruční svár)



Ø	Kód	A	B	C	D	E	F	G	H	kg
080	ALBI06D2231080	80		160	40	116				0,3
100	ALBI06D2231100	100		167	42	119				0,4
110	ALBI06D2231110	120		173	45	123				0,5
115	ALBI06D2231115	115		172	44	122				0,4
120	ALBI06D2231120	120		173	45	123				0,5
125	ALBI06D2231125	120		173	45	123				0,5
130	ALBI06D2231130	130		177	46	125				0,5
140	ALBI06D2231140	140		180	48	127				0,5
150	ALBI06D2231150	150		184	49	129				0,6
160	ALBI06D2231160	160		187	50	131				0,6
180	ALBI06D2231180	180		193	53	135				0,7
200	ALBI06D2231200	200		200	55	139				0,8
225	ALBI06D2231225	225		208	58	143				1
250	ALBI06D2231250	250		217	62	148				1,1

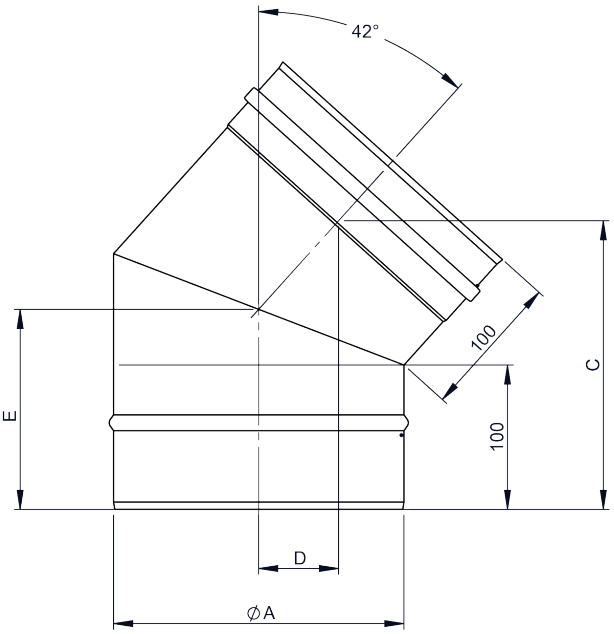

ALBI06...19

Koleno pevné 45°



Ø	Kód	A	B	C	D	E	F	G	H	kg
080	ALBI06D19080	80		159	42	117				0.3
100	ALBI06D19100	100		166	45	121				0.38
110	ALBI06D19110	100		166	45	121				0.38
115	ALBI06D19115	115		171	47	124				0.45
120	ALBI06D19120	120		173	48	125				0.47
125	ALBI06D19125	100		166	45	121				0.38
130	ALBI06D19130	130		177	50	127				0.52
140	ALBI06D19140	140		180	51	129				0.57
150	ALBI06D19150	150		184	53	131				0.62
160	ALBI06D19160	160		187	54	133				0.67
180	ALBI06D19180	180		195	57	138				0.78
200	ALBI06D19200	200		201	50	142				0.89
225	ALBI06D19225	225		210	64	147				1.03
250	ALBI06D19250	250		219	67	152				1.19

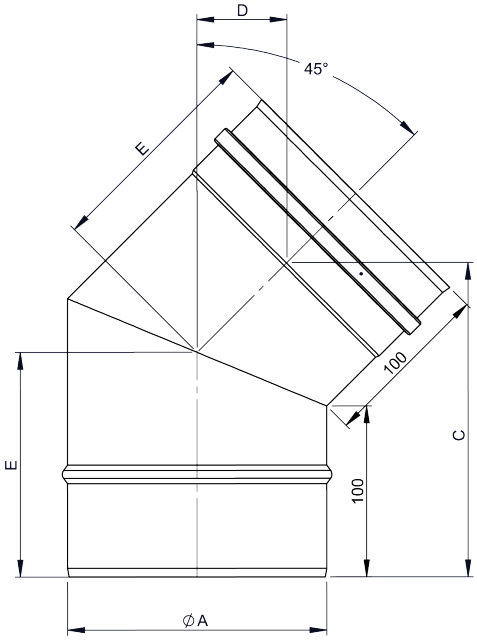

ALBI06...29

Koleno pevné 90°



Ø	Kód	A	B	C	D	E	F	G	H	kg
080	ALBI06D29080	80		169	112	117	74			0.4
100	ALBI06D29100	100		179	122	121	82			0.5
110	ALBI06D29110	100		179	122	121	82			0.5
115	ALBI06D29115	115		186	129	124	88			0.6
120	ALBI06D29120	120		189	132	125	90			0.6
125	ALBI06D29125	100		179	122	121	82			0.5
130	ALBI06D29130	130		194	137	127	94			0.7
140	ALBI06D29140	140		199	142	129	98			0.8
150	ALBI06D29150	150		204	147	131	103			0.9
160	ALBI06D29160	160		209	152	133	107			0.9
180	ALBI06D29180	180		219	162	138	115			1.1
200	ALBI06D29200	200		229	172	142	123			1.3
225	ALBI06D29225	225		241	172	142	123			1.5
250	ALBI06D29250	250		254	197	152	144			1.7

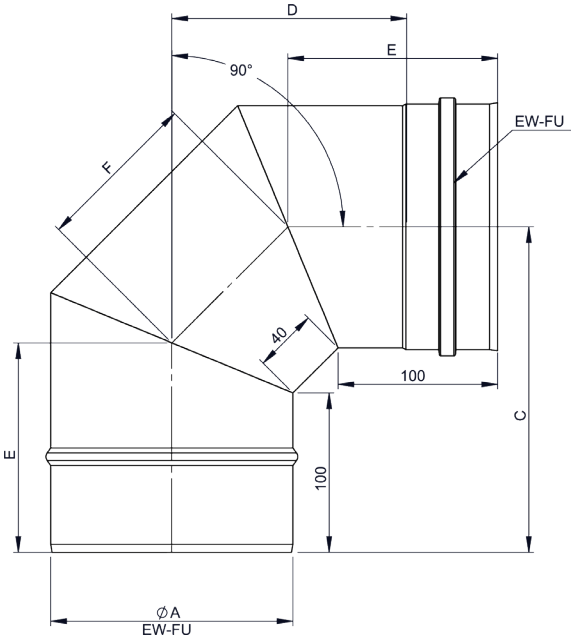

FU25

Kryt hlavice s límcem



Ø	Kód	A	B	C	D	E	F	G	H	kg
	FU25080		160	80	210	330	60			0.39
	FU25100		180	100	230	330	70			0.44
	FU25110		190	120	250	400	70			1.12
	FU25115		190	115	245	400	70			1.11
	FU25120		190	120	250	400	70			1.12
	FU25125		190	120	250	400	70			1.12
	FU25130		210	130	260	400	70			1.13
	FU25140		210	140	270	400	70			1.14
	FU25150		240	150	280	400	70			1.14
	FU25160		240	160	290	400	70			1.15
	FU25180		260	180	310	420	70			1.26
	FU25200		280	200	330	420	70			1.27
	FU25225		305	225	355	450	70			1.38
	FU25250		330	250	380	500	70			1.6

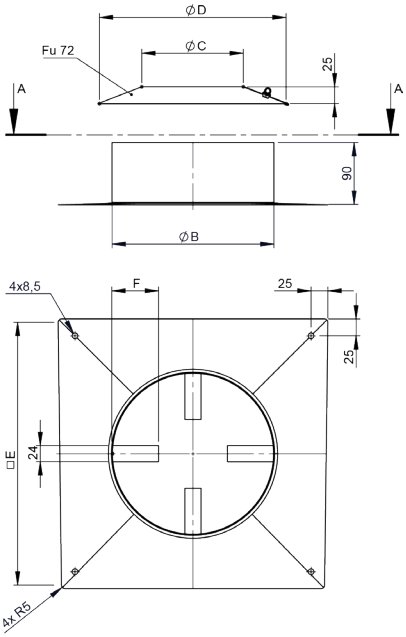

ALBI26

Vnitřní těsnění



pro Ø	Kód	A	B	C	D	E	F	G	H	kg
080	ALBI26	80								
100	ALBI26	100								
115	ALBI26	115								
120	ALBI26	120								
125	ALBI26	130								
130	ALBI26	130								
140	ALBI26	140								
150	ALBI26	150								
160	ALBI26	160								
180	ALBI26	180								
200	ALBI26	200								
225	ALBI26	225								
250	ALBI26	250								

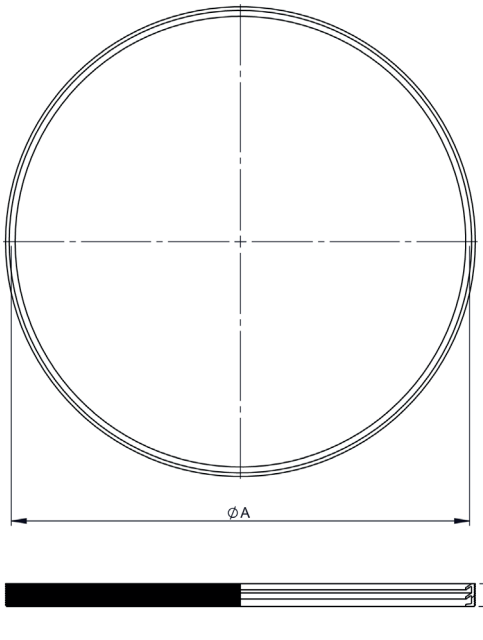

ALBI367

Vnitřní těsnění EPDM do 120°



pro Ø	Kód	A	B	C	D	E	F	G	H	kg
080	ALBI367			88						
100	ALBI367			108						
115	ALBI367			123						
120	ALBI367			128						
130	ALBI367			138						
150	ALBI367			158						
160	ALBI367			168						
180	ALBI367			188						
200	ALBI367			208						
250	ALBI367			262						

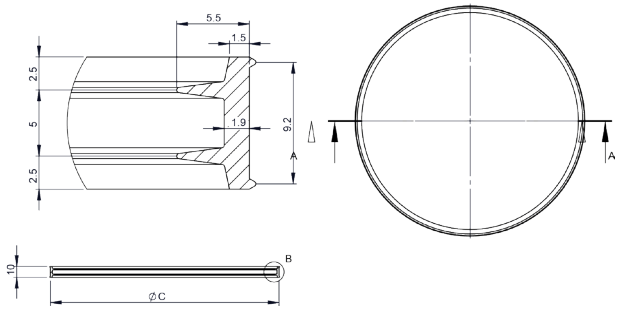

AL45V

Nastavitelná spojka pro připojení kotle s vnějším těsněním



pro Ø	Kód	A	B	C	D	E	F	G	H	kg
080	AL45V	80			96					0.1
100	AL45V	100			116					0.2
110	AL45V									0.2
115	AL45V	115			131					0.2
120	AL45V	120			136					0.2
125	AL45V									0.2
130	AL45V	130			146					0.2
140	AL45V	140			156					0.2
150	AL45V	150			166					0.2
160	AL45V	160			176					0.2
180	AL45V	180			196					0.3
200	AL45V	200			216					0.3
225	AL45V	225			241					0.3
250	AL45V	250			266					0.3

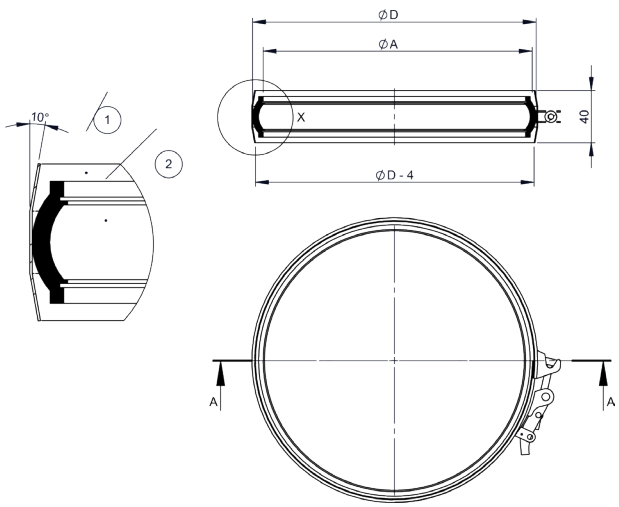

ALBI31

Víčko s napínacím těsněním



pro Ø	Kód	A	B	C	D	E	F	G	H	kg
080	ALBI31			78		94				0.2
100	ALBI31			98		114				0.2
115	ALBI31			113		129				0.3
120	ALBI31			118		134				0.3
125	ALBI31			128		144				0.3
130	ALBI31			128		144				0.3
140	ALBI31			138		154				0.3
150	ALBI31			148		164				0.4
160	ALBI31			158		174				0.4
180	ALBI31			178		194				0.5
200	ALBI31			198		214				0.6

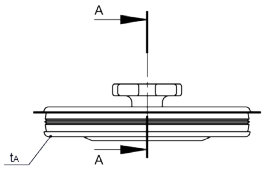

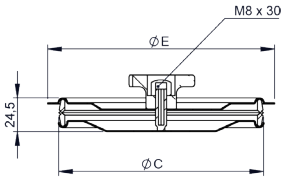

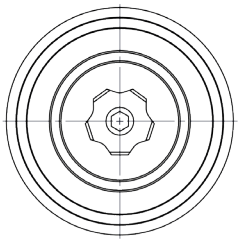

ALBI31

Víčko s napínacím těsněním



pro Ø	Kód	A	B	C	D	E	F	G	H	kg
250	ALBI31			248		264				1.2

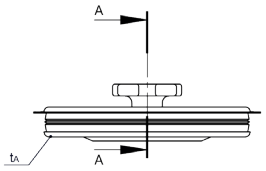

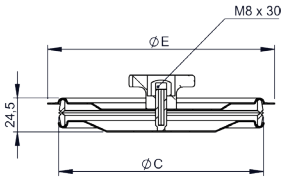

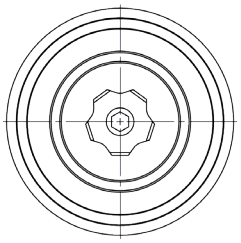

Ø250 + Ø300



ZUAC980

Pojistka pro ALBI31



pro Ø	Kód	A	B	C	D	E	F	G	H	kg
080	ZUAC980	80								
100	ZUAC980	100								
115	ZUAC980	115								
120	ZUAC980	120								
130	ZUAC980	130								
140	ZUAC980	140								
150	ZUAC980	150								
160	ZUAC980	160								
180	ZUAC980	180								
200	ZUAC980	200								
250	ZUAC980	250								

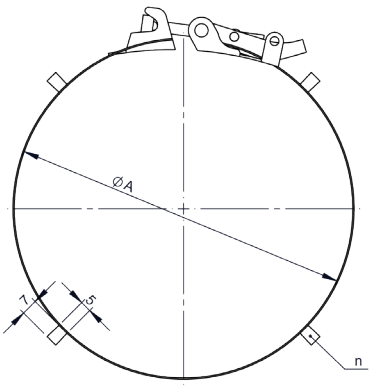

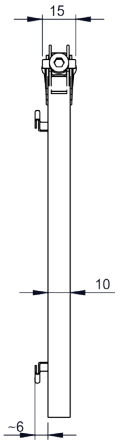

ALBI21

Šachetní mřížka 200x200mm pro přívod vzduchu



